

Alfred's
ROCK Ed.

LED ZEPPELIN **DRUMS**

LEARN ROCK BY PLAYING ROCK
Scores, Parts, Tips, and Tracks Included

mp3

The included DVD-ROM contains sound-alike and play-along MP3s of each song, as well as MP3s of the instructional examples found throughout the song lessons. To access these recordings, insert the DVD-ROM into a computer, double-click on My Computer, right-click on the disc drive icon, and select Explore. (Mac users can simply double-click the disc icon that appears on the desktop.) The MP3s are located in the "MP3s" folder.

TNT² CUSTOM MIX

In addition to the MP3s, the DVD-ROM contains our exclusive TNT 2 software that you can use to alter the instrument and vocal mixes of the song recordings, loop playback, and change keys and tempos. For installation, follow the instructions at left to explore the disc and double-click on the installer file. Installation may take up to 15 minutes.



For your convenience, the DVD-ROM also contains PDFs of the full scores and vocal parts to the three songs taught in this book. To access the PDFs, follow the MP3 instructions to explore the disc and proceed to the "Score PDFs" folder.

TNT 2 SYSTEM REQUIREMENTS

Windows

7, Vista, XP
1.8 GHz processor or faster
1.6 GB hard drive space, 2 GB RAM minimum
DVD drive for installation
Speakers or headphones
Internet access required for updates

Macintosh

OS 10.4 and higher (Intel only)
1.6 GB hard drive space, 2 GB RAM minimum
DVD drive for installation
Speakers or headphones
Internet access required for updates



Produced by
Alfred Music
P.O. Box 10003
Van Nuys, CA 91410-0003
alfred.com

Printed in USA.

No part of this book shall be reproduced, arranged, adapted, recorded, publicly performed, stored in a retrieval system, or transmitted by any means without written permission from the publisher. In order to comply with copyright laws, please apply for such written permission and/or license by contacting the publisher at alfred.com/permissions.

ISBN-10: 0-7390-9616-8 (Book & DVD-ROM)
ISBN-13: 978-0-7390-9616-1 (Book & DVD-ROM)

Recordings

Vocals: Erick Lynen • Guitars: John Allen • Bass: Albert Nigro • Keyboards: Ethan Neuburg • Drums: Nicholas Neuburg



Alfred Cares. Contents printed on 100% recycled paper.

CONTENTS*

Title	Page
KASHMIR	
Drum Lesson	4
Drum Part	6
STAIRWAY TO HEAVEN	
Drum Lesson	15
Drum Part	17
WHOLE LOTTA LOVE	
Drum Lesson	25
Drum Part	27

* For full scores and vocal charts see the “Score PDFs” folder on the disc.
 Refer to page 1 for instructions to access.

DRUM NOTATION KEY

Snare Drum	Bass Drum	Tom 1	Tom 2	Tom 3	High-Hat	High-Hat Open	High-Hat Closed	High-Hat w/foot	Ride Cymbal	Crash Cymbal

FOREWORD

Rock is a small-group art. It's about playing together—guitar, bass, keys, and drums locked into a tight groove, hammering away on a relentless riff while functioning as one seamless rhythm section. Many music schools are now teaching in a rock group format in addition to, or even instead of, individual private lessons, because it is in the group format that we really learn to rock.

Alfred's Rock Ed. series presents many of the greatest rock songs of all time in professionally arranged guitar, bass, keyboard, and drum folios for beginning and intermediate rock bands. This series is perfect for schools that teach students to perform together in a rock band and for individuals looking to start their own garage band. Each instrument-specific folio includes parts, instruction, a DVD-ROM with MP3s, our exclusive TNT 2 software, plus full score and vocal chart PDFs!

LEARNING WITH THE MP3s AND SOFTWARE

As you work your way through the song lessons, you'll notice numbered disc icons throughout the lesson examples. These icons correspond to the MP3s on the provided disc. And there's also a sound-alike recording and play-along track (minus the instrument) for every song, so you can jam along with a professional band—if you don't already have a band of your own. These recordings are invaluable as you learn to play in a group—they're basically a road map for how you should sound as you improve at your instrument.

The TNT 2 software gives you even more options: you can alter the instrument and vocal mixes of every song to hear how the parts work together, slow tracks down for in-depth listening, loop sections to focus in on a part, and even change keys (perfect for vocal practice)!

For instructions on accessing the MP3s, installing the TNT 2 Custom Mix software, and system requirements, refer to page 1.



KASHMIR

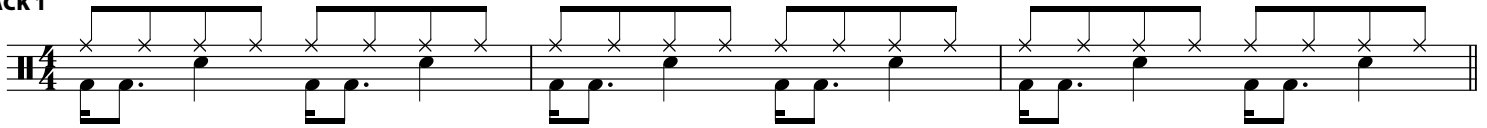
“Kashmir” is one of the standout tracks from Led Zeppelin’s 1975 album *Physical Graffiti*. It features a title from a north Indian province, an ominous guitar riff, lyrics inspired by a trip through the Moroccan desert, and orchestral strings performing in Middle Eastern modes. What makes this work is the thunderous drum beat keeping it all together.

THE DVD-ROM: In addition to the sound-alike and play-along MP3s, all music examples are provided on the disc. Use the DVD-ROM to carefully listen to your parts and practice along. Also, with the included TNT 2 Custom Mix software, you can alter the instrument and vocal mix, isolate or subtract any of the parts, slow tracks down, and loop sections for practice.

VERSE RIFF: The opening and verse riff is a three-bar phrase based on a three-beat pattern that repeats over and over again. Because it’s a three-beat pattern played in $\frac{4}{4}$, the pattern begins on beat 1 of bar 1, then repeats on beat 4 of bar 1, beat 3 of bar 2, and beat 2 of bar 3 before starting all over again. So this creates a three-measure phrase with slightly asymmetrical six- and 12-bar verse phrases instead of the usual four- and eight-bar phrases. Your job as the drummer is to hold down a heavy $\frac{4}{4}$ rock groove for the instrumental parts to contrast against. Here is the basic pattern:



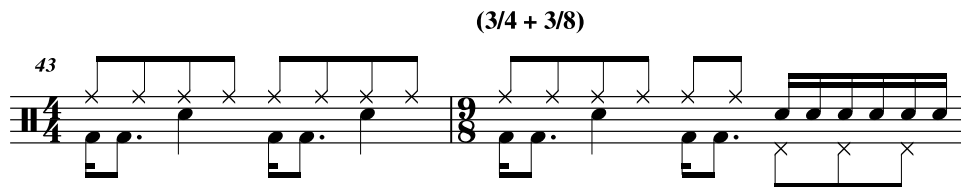
TRACK 1



This pattern continues through the instrumental section that separates the verses. At measure 43, the instrumental section is re-stated with an added twist: The second measure of the pattern is in $\frac{9}{8}$ instead of $\frac{4}{4}$. This may seem difficult, but it’s not. Think of it as exactly the same as the $\frac{4}{4}$ measure for the first three quarter notes, followed by six sixteenth notes ($\frac{3}{4}$ plus $\frac{3}{8}$).




TRACK 2





TRACK 3

INTERLUDE: Beginning at measure 45, the interlude is a repeated funky four-bar pattern with the drummer emphasizing the little melodic riff on the fourth measure.



BRIDGE: The bridge (measure 62) and the outro (measure 92) is where the real power of this song is displayed. A four-measure pattern, extra weight is added by crashing on beat 1 of the first and third measures and adding fills on the back half of the fourth measure. Below is an example of the kind of fills used by Bonham, but feel free to use your own ideas here.



TRACK 4

